

E-BIKE LIGHTS



LUPINE

SL MINI MAX

MINIMAL SIZE, MAXIMUM OUTPUT

With 2100 lumens high beam and a size of just 69mm wide and 34mm height, the SL Mini Max offers the performance of the absolute upper class. The complex unit of three independent reflectors makes it possible to illuminate an area far above the glare-free cut-off line at the push of a button. Whether fast descents and demanding trails or commuting in traffic, the SL Mini Max makes both possible.



SL X

MORE LIGHT FOR YOUR E-BIKE FOR SURE – FOR PEDELECS AND S-PEDELECS

The SL X is safety, safety during the day and safety at night. With up to 2800 lumens of high beam, the SL X is our brightest StVZO-approved e-bike lighting and gives you the feeling of absolute safety even off the road. (Power of the e-bike variant depends on the motor. Up to 3600 lumens with Giant Syncdrive Pro2.)



SL F

"F" STANDS FOR FULL BEAM – THE SL F FOR E-BIKES

The sensor-controlled "daytime running light" and the glare-free 1000 lumens low beam will get you safely through traffic at any time of day. At the push of a button, you can unleash the 1300 lumens full beam and let your bike loose on demanding trails.



SL NANO

THE SMALL ONE FOR THE STREETS

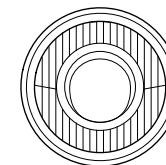
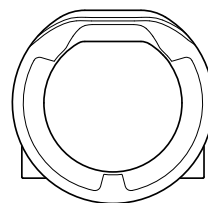
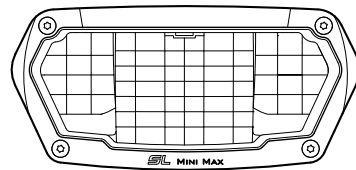

The SL Nano is the smallest, brightest and we think it's also the best looking lamp in its category. The lightweight device, which weighs just 52g, lights the way in a totally German Road Traffic Act-compliant way and gets its power straight from your e-bike's light output. Thanks to the wired remote control, developed specially for e-bikes, you'll be able to switch to the 1000 lumens full beam and back to the low beam when required in a fraction of a second.



OVERVIEW

LAMPSETS E-BIKE LIGHTS

COMPATIBILITY:



SL X

LIGHT OUTPUT	3600 Lumens max.
BLUETOOTH	Wired remote control
BATTERY	6 - 15V, Giant 36V (S-Pedelec 24 - 60V)
MOUNT	CNC barmount (25.4mm, 31.8mm, 35mm)
OPTIONAL MOUNT	SmartphoneHub, Aero, GoPro, Twinfix, Classic
APPROVAL	StVZO
SENSOR	Brightness sensor
STRENGTH	High beam distance & light output
LEDs	Osram Compact PL
SIZE	45 x 85 x 48mm
WEIGHT	160g

SL MINI MAX

LIGHT OUTPUT	2100 Lumens max.
BLUETOOTH	Wired remote control
BATTERY	6 - 15V
MOUNT	CNC barmount (25.4mm, 31.8mm, 35mm)
OPTIONAL MOUNT	GoPro
APPROVAL	StVZO
SENSOR	Brightness sensor
STRENGTH	High beam distance & light output
LEDs	Osram Compact PL
SIZE	37 x 69 x 34mm
WEIGHT	100g

SL F

LIGHT OUTPUT	1300 Lumens
BLUETOOTH	Wired remote control
BATTERY	6 - 15V
MOUNT	CNC barmount (25.4mm, 31.8mm, 35mm)
OPTIONAL MOUNT	Flexmount, Aero, GoPro mit Spacer, Twinfix
APPROVAL	StVZO
SENSOR	Brightness sensor
STRENGTH	Wide, homogeneous beam pattern
LEDs	Osram Compact CL
SIZE	49 x 50 x 48mm
WEIGHT	100g

SL NANO

LIGHT OUTPUT	1000 Lumens
BLUETOOTH	Wired or bluetooth remote control
BATTERY	5 - 15V
MOUNT	CNC barmount (25.4mm, 31.8mm, 35mm)
OPTIONAL MOUNT	Newmen, Classic, Aero, GoPro
APPROVAL	StVZO
SENSOR	-
STRENGTH	Extremely small and light weighted
LEDs	Osram Compact PL
SIZE	41 x 30mm
WEIGHT	52g

C14

THE FIRST REAR LIGHT FOR E-BIKES INTEGRATED INTO THE SADDLE CLAMP.

There are saddle clamps and there are rear lights, and now you can get both in one – Lupine C14. The extraordinarily powerful 45 lumens rear light is fully integrated into the saddle clamp. Thanks to the latest COB technology and high-performance Fresnel lenses, the C14 can achieve an all-round high level of visibility while simultaneously reducing glare. The special arrangement of the 14 LEDs and a sophisticated lens system also create unprecedented, homogeneous lighting characteristics.

The C14 is also available as a separate version specifically for the seat post and luggage rack.



Lupine Lighting Systems GmbH
In Zwiesel 9
92318 Neumarkt
GERMANY

Phone: +49 (0) 9181 50 949 - 0
E-Mail: info@lupine.de
www.lupine.de